

Addendum: “Impact of polarization observables and $B_c \rightarrow \tau\nu$ on new physics explanations of the $b \rightarrow c\tau\nu$ anomaly”

Monika Blanke*

Institut für Kernphysik, Karlsruher Institut für Technologie (KIT), 76344 Eggenstein-Leopoldshafen, Germany
Institut für Theoretische Teilchenphysik (TTP), Karlsruher Institut für Technologie (KIT), 76131 Karlsruhe, Germany

Andreas Crivellin†

Paul Scherrer Institut, CH-5232 Villigen PSI, Switzerland and
Physik-Institut, Universität Zürich, Winterthurerstrasse 190, CH-8057 Zürich, Switzerland

Tepei Kitahara‡

Institute for Advanced Research, Nagoya University, Furo-cho Chikusa-ku, Nagoya, 464-8602 Japan
Kobayashi-Maskawa Institute for the Origin of Particles and the Universe,
Nagoya University, Nagoya 464-8602, Japan and
Physics Department, Technion-Israel Institute of Technology, Haifa 3200003, Israel

Marta Moscati,§ Ulrich Nierste,¶ and Ivan Nišandžić**

Institut für Theoretische Teilchenphysik (TTP), Karlsruher Institut für Technologie (KIT), 76131 Karlsruhe, Germany
 (Dated: May 20, 2019)

In this addendum to Ref. [1], we update our results including the recent measurement of $\mathcal{R}(D)$ and $\mathcal{R}(D^*)$ by the Belle collaboration [2]: $\mathcal{R}(D)_{\text{Belle}} = 0.307 \pm 0.037 \pm 0.016$ and $\mathcal{R}(D^*)_{\text{Belle}} = 0.283 \pm 0.018 \pm 0.014$, resulting in the new HFLAV fit result $\mathcal{R}(D) = 0.340 \pm 0.027 \pm 0.013$, $\mathcal{R}(D^*) = 0.295 \pm 0.011 \pm 0.008$, exhibiting a 3.1σ tension with the Standard Model. We present the new fit results and update all figures, including the relevant new collider constraints. The updated prediction for $\mathcal{R}(\Lambda_c)$ from our sum rule reads $\mathcal{R}(\Lambda_c) = \mathcal{R}_{\text{SM}}(\Lambda_c) (1.15 \pm 0.04) = 0.38 \pm 0.01 \pm 0.01$. We also comment on theory predictions for the fragmentation function f_c of $b \rightarrow B_c$ and their implication on the constraint from $B_{u/c} \rightarrow \tau\nu$ data.

In this addendum, we present an update of our article [1] in which we studied the impact of polarization observables and the bound on $\text{BR}(B_c \rightarrow \tau\nu)$ on new physics explanations of the $b \rightarrow c\tau\nu$ anomaly.

Our updated results incorporate the new experimental results for $\mathcal{R}(D)$ and $\mathcal{R}(D^*)$ measured by the Belle collaboration [2]:

$$\begin{aligned} \mathcal{R}(D)_{\text{Belle}} &= 0.307 \pm 0.037 \pm 0.016, \\ \mathcal{R}(D^*)_{\text{Belle}} &= 0.283 \pm 0.018 \pm 0.014. \end{aligned} \quad (1)$$

The first quoted error is statistical and the second one is systematic. The new measurement is consistent with the standard model (SM) predictions [3]

$$\begin{aligned} \mathcal{R}_{\text{SM}}(D) &= 0.299 \pm 0.003, \\ \mathcal{R}_{\text{SM}}(D^*) &= 0.258 \pm 0.005 \end{aligned} \quad (2)$$

at the 0.2σ and 1.1σ level, respectively.

Combining this with the previous measurements presented by the BaBar, Belle, and LHCb collaborations in

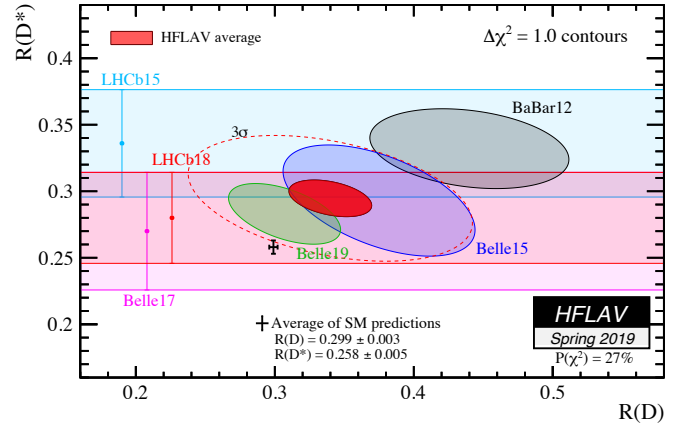


FIG. 1. The green ellipse shows the result of the new measurement by the Belle collaboration [2], while the red ellipse shows the new world average. The SM predictions are represented by the black bars. Figure taken from [3].

Refs. [4–12], the HFLAV collaboration [3] has determined the averages

$$\begin{aligned} \mathcal{R}(D) &= 0.340 \pm 0.027 \pm 0.013, \\ \mathcal{R}(D^*) &= 0.295 \pm 0.011 \pm 0.008, \end{aligned} \quad (3)$$

with an $\mathcal{R}(D)$ – $\mathcal{R}(D^*)$ correlation of -0.38 . The new world averages deviate from the SM at 1.4σ [$\mathcal{R}(D)$], 2.5σ [$\mathcal{R}(D^*)$], and 3.1σ [$\mathcal{R}(D)$ – $\mathcal{R}(D^*)$ combination] [3]. This situation is shown in Fig. 1.

* monika.blanke@kit.edu

† andreas.crivellin@cern.ch

‡ tepeik@kmi.nagoya-u.ac.jp

§ marta.moscati@kit.edu

¶ ulrich.nierste@kit.edu

** ivan.nisandzic@kit.edu

Including all four observables $\mathcal{R}(D), \mathcal{R}(D^*), P_\tau(D^*)$ and $F_L(D^*)$, we find the new p -value of the two-sided test for the SM

$$p\text{-value}_{\text{SM}} \sim 0.1\%, \quad (4)$$

which corresponds to a 3.3σ tension, where we neglect the SM uncertainty. Note that our choice of the form factors is explained in Ref. [1], and we obtain the following central values of the SM predictions:

$$\begin{aligned} \mathcal{R}_{\text{SM}}(D) &= 0.301, & \mathcal{R}_{\text{SM}}(D^*) &= 0.254, \\ P_{\tau, \text{SM}}(D) &= 0.32, & P_{\tau, \text{SM}}(D^*) &= -0.49, \\ F_{L, \text{SM}}(D^*) &= 0.46, & \mathcal{R}_{\text{SM}}(\Lambda_c) &= 0.33. \end{aligned} \quad (5)$$

All our fit results are based on these numbers.^{#1}

The authors of Ref. [13] had deduced the stringent constraint $\text{BR}(B_c \rightarrow \tau\nu) < 10\%$ from data on a mixed sample of $B_c^- \rightarrow \tau\nu_\tau$ and $B^- \rightarrow \tau\nu$ candidate events taken at the Z peak in the LEP experiment. To this end, the fragmentation function f_c of $b \rightarrow B_c^-$ has been extracted from data accumulated at hadron colliders. For asymptotically large values of the transverse b momentum p_T , fragmentation functions are numbers which are independent of the kinematical variables and the b production mechanism. In Ref. [1], we have pointed out that hadron collider data exhibit a sizable p_T dependence and pointed to production mechanisms beyond fragmentation (see also Ref. [14]). In Fig. 1 of Ref. [13], f_c/f_u has been extracted from CMS and LHCb data. Using the world average of the $b \rightarrow B^-$ fragmentation function $f_u = 0.404(6)$ [15], we find that the result of Ref. [13] implies

$$2.1 \times 10^{-3} \lesssim f_c \lesssim 4.4 \times 10^{-3}. \quad (6)$$

If one instead uses a calculation of B_c^- production on the Z peak at e^+e^- colliders employing non-relativistic quantum chromodynamics (NRQCD) at next-to-leading order [16, 17] (see also Ref. [18]), one finds

$$f_c \sim 3 \times 10^{-4}, \quad (7)$$

with essentially the same estimate for $b \rightarrow B_c^{*-}$ fragmentation. If one further assumes that B_c^{*-} decays into final states with B_c^- with a branching ratio of 1,^{#2} then f_c effectively changes to

$$f_c \sim 6 \times 10^{-4}. \quad (8)$$

Therefore by comparing Eqs. (6) and (8), we conclude that the constraint on $\text{BR}(B_c \rightarrow \tau\nu)$ derived in Ref. [13]

is too stringent by a factor of three to four. Taking into account the intrinsic uncertainties of the NRQCD calculation, the Z peak data cannot rule out our most conservative scenario which permits $\text{BR}(B_c \rightarrow \tau\nu)$ to be as large as 60%.

Tables I and II update the respective tables in Ref. [1], showing the numerical results of the fit in the various one- and two-dimensional scenarios for the Wilson coefficients. The corresponding plots are shown in Figs. 2 and 3. In all cases, the best-fit points moved closer to the SM, with the biggest change in the one-dimensional scalar scenarios. In the C_S^R scenario, the best-fit point is hence no longer in tension with the aggressive $\text{BR}(B_c \rightarrow \tau\nu) < 10\%$ bound.

The most general and powerful collider constraint to the $b \rightarrow c\tau\nu$ operators comes from high- p_T tails in mono- τ searches. Reference [22] had investigated the constraints on the effective field theory (EFT) operators mediating $b \rightarrow c\tau\nu$. This EFT analysis is valid for certain leptoquark models if the leptoquarks are sufficiently heavy.^{#3} The resulting 2σ upper bounds from the current collider data are [22]

$$|C_V^L| < 0.32, \quad |C_S^{L(R)}| < 0.57, \quad |C_T| < 0.16, \quad (9)$$

at the scale $\mu = m_b$. In Fig. 3, we apply these collider bounds on the four two-dimensional scenarios, where we assume that interference between two different operators is suppressed. Note that in contrast to our findings in Ref. [1], the best-fit points in the complex $C_S^L = 4C_T$ scenario are no longer in tension with the collider constraints. Scenarios with color-singlet s -channel mediators, like a charged scalar, require model-dependent studies beyond the EFT framework, see e. g. [25, 26]. Hence, for the (C_S^R, C_S^L) scenario originating from the exchange of a charged Higgs boson, the collider bound is valid only in the heavy-mass limit, and we therefore indicate it by a dashed line.

Figure 4 shows the prediction for $\mathcal{R}(\Lambda_c)$ in the four two-dimensional scenarios, as functions of $\mathcal{R}(D)$ and $\mathcal{R}(D^*)$, respectively. In Ref. [1], we obtained a sum rule

$$\frac{\mathcal{R}(\Lambda_c)}{\mathcal{R}_{\text{SM}}(\Lambda_c)} \simeq 0.262 \frac{\mathcal{R}(D)}{\mathcal{R}_{\text{SM}}(D)} + 0.738 \frac{\mathcal{R}(D^*)}{\mathcal{R}_{\text{SM}}(D^*)}. \quad (10)$$

The decrease in $\mathcal{R}(D^{(*)})$ implied by the new Belle measurement leads to a decreased prediction for $\mathcal{R}(\Lambda_c)$ through our sum rule [1]

$$\begin{aligned} \mathcal{R}(\Lambda_c) &= \mathcal{R}_{\text{SM}}(\Lambda_c) (1.15 \pm 0.04) \\ &= 0.38 \pm 0.01 \pm 0.01, \end{aligned} \quad (11)$$

where the first error arises from the experimental uncertainty of $\mathcal{R}(D^{(*)})$, while the second error comes from

^{#1} On the other hand, based on the SM predictions in Eq. (2), we obtain $p\text{-values}_{\text{SM}} \sim 0.2\%$ corresponding to a 3.1σ tension instead of Eq. (4).

^{#2} While $B_c(2S)^-$ and $B_c^*(2S)^-$ have been observed through a transition of $B_c^{(*)}(2S)^- \rightarrow B_c^{(*)-}\pi^+\pi^-$ [19–21], no B_c^{*-} has been detected yet.

^{#3} Direct searches for leptoquarks coupled to third-generation quarks constrain their masses to roughly $m_{\text{LQ}} > 1$ TeV [23, 24]. These direct collider bounds significantly depend on branching fractions of the leptoquarks.

1D hyp.	best-fit	1σ range	2σ range	p -value (%)	pull _{SM}	$\mathcal{R}(D)$	$\mathcal{R}(D^*)$	$F_L(D^*)$	$P_\tau(D^*)$	$P_\tau(D)$	$\mathcal{R}(\Lambda_c)$
C_V^L	0.07	[0.05, 0.09]	[0.04, 0.11]	44	4.0	0.347 $+0.2\sigma$	0.292 -0.2σ	0.46 -1.6σ	-0.49 -0.2σ	0.32	0.38
C_S^R	0.09	[0.06, 0.11]	[0.03, 0.14]	2.7	3.1	0.380 $+1.4\sigma$	0.260 -2.6σ	0.47 -1.5σ	-0.46 -0.1σ	0.46	0.36
C_S^L	0.07	[0.04, 0.10]	[-0.00, 0.13]	0.26	2.1	0.364 $+0.8\sigma$	0.250 -3.3σ	0.45 -1.7σ	-0.51 -0.2σ	0.44	0.35
$C_S^L = 4C_T$	-0.03	[-0.07, 0.01]	[-0.11, 0.04]	0.04	0.7	0.278 -2.1σ	0.263 -2.3σ	0.46 -1.6σ	-0.47 -0.2σ	0.27	0.33

TABLE I. Updated fit results for the 1D hypotheses (hyp.) of Ref. [1], with the Wilson coefficients defined at the scale $\mu = 1$ TeV.

2D hyp.	best-fit	p -value (%)	pull _{SM}	$\mathcal{R}(D)$	$\mathcal{R}(D^*)$	$F_L(D^*)$	$P_\tau(D^*)$	$P_\tau(D)$	$\mathcal{R}(\Lambda_c)$
$(C_V^L, C_S^L = -4C_T)$	(0.10, -0.04)	29.8	3.6	0.333 -0.2σ	0.297 $+0.2\sigma$	0.47 -1.5σ	-0.48 -0.2σ	0.25	0.38
$(C_S^R, C_S^L) _{60\%}$	(0.29, -0.25) (-0.16, -0.69)	75.7	3.9	0.338 0.1σ	0.297 $+0.1\sigma$	0.54 -0.7σ	-0.27 $+0.2\sigma$	0.39	0.38
$(C_S^R, C_S^L) _{30\%}$	(0.21, -0.15) (-0.26, -0.61)	30.9	3.6	0.353 $+0.4\sigma$	0.280 -1.1σ	0.51 -1.0σ	-0.35 0.0σ	0.42	0.37
$(C_S^R, C_S^L) _{10\%}$	(0.11, -0.04) (-0.37, -0.51)	2.6	2.9	0.366 $+0.9\sigma$	0.263 -2.3σ	0.48 -1.4σ	-0.44 -0.1σ	0.44	0.36
(C_V^L, C_S^R)	(0.08, -0.01)	26.6	3.6	0.343 $+0.1\sigma$	0.294 -0.1σ	0.46 -1.6σ	-0.49 -0.2σ	0.31	0.38
$(\text{Re}[C_S^L = 4C_T], \text{Im}[C_S^L = 4C_T]) _{60,30\%}$	(-0.06, ± 0.31)	25.0	3.6	0.339 0.0σ	0.295 0.0σ	0.45 -1.7σ	-0.41 -0.1σ	0.41	0.38
$(\text{Re}[C_S^L = 4C_T], \text{Im}[C_S^L = 4C_T]) _{10\%}$	(-0.03, ± 0.24)	5.9	3.2	0.330 -0.3σ	0.275 -1.4σ	0.46 -1.6σ	-0.45 -0.1σ	0.38	0.36

TABLE II. Updated fit results for the 2D hypotheses (hyp.) of Ref. [1], with the Wilson coefficients defined at the scale $\mu = 1$ TeV.

the form factors. This model-independent relation between $\mathcal{R}(D)$, $\mathcal{R}(D^*)$, and $\mathcal{R}(\Lambda_c)$ originates from heavy-quark symmetry: in the heavy-quark limit the inclusive $b \rightarrow c\tau\nu$ rate is saturated by the sum of $B \rightarrow D\tau\nu$ and $B \rightarrow D^*\tau\nu$ in the mesonic case, and by $\Lambda_b \rightarrow \Lambda_c\tau\nu$ in the baryonic case [27]. We have checked that the sum rule in Eq. (10) also holds for new physics scenarios with right-handed neutrinos, although they are not considered in our analysis.

As shown in Fig. 5, the pairwise correlations between the polarisation observables $P_\tau(D)$, $P_\tau(D^*)$, and $F_L(D^*)$ are still distinct for the various two-dimensional scenarios. In order to fully exploit their potential, besides better measurements also more precise theoretical predictions for the $B \rightarrow D$ and $B \rightarrow D^*$ form factors are necessary.

Figures 6 and 7 show the contour lines of the polarization observables $P_\tau(D)$, $P_\tau(D^*)$, and $F_L(D^*)$ and the ratio $\mathcal{R}(\Lambda_c)$ in the $\mathcal{R}(D)$ - $\mathcal{R}(D^*)$ plane. In these plots only the position of the experimentally preferred region for $\mathcal{R}(D)$ and $\mathcal{R}(D^*)$ has been changed with respect to the version shown in Figs. 5 and 6 of Ref. [1].

In conclusion, we have updated our fit results for the $b \rightarrow c\tau\nu$ anomaly including the recent data by the Belle collaboration [2]. The predictions for polarization observables from the fit significantly depend on the Wil-

son coefficient scenario. Therefore, by accurately probing their correlations at the ongoing Belle II experiment [28], one can in principle distinguish between different new physics models. To exploit their full discriminatory power, however, also more precise predictions of the relevant form factors are necessary. Furthermore we revisited the constraint on $\text{BR}(B_c \rightarrow \tau\nu_\tau)$ from LEP data at the Z -peak, focusing on the theory predictions for the fragmentation of a b quark into a B_c meson, and concluding that our most conservative scenario $\text{BR}(B_c \rightarrow \tau\nu_\tau) < 60\%$ is not excluded at present. Moreover, re-evaluating our sum rule connecting $\mathcal{R}(\Lambda_c)$ with $\mathcal{R}(D^{(*)})$, we predict an enhancement of $\mathcal{R}(\Lambda_c)$ of $(15 \pm 4)\%$ with respect to its SM value model-independently, which serves as a good experimental crosscheck of the $b \rightarrow c\tau\nu$ anomaly.

Acknowledgements.— The work of A.C. is supported by a Professorship Grant (PP00P2.176884) of the Swiss National Science Foundation. M.M. acknowledges the support of the DFG-funded Doctoral School ‘‘Karlsruhe School of Elementary and Astroparticle Physics: Science and Technology’’. The work of I.N., and U.N. is supported by BMBF under grant no. 05H18VKKB1. The research of M.B. and U.N. is supported by the Deutsche Forschungsgemeinschaft (DFG, German Research Foundation) under grant 396021762 – TRR 257. The work of T.K. is supported by Japan Society for the Promotion of Science (JSPS) KAKENHI Grant Number

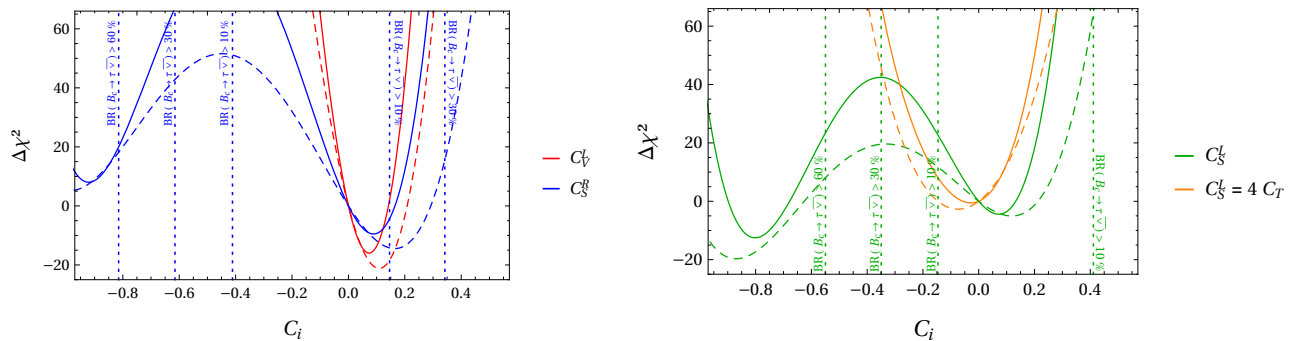


FIG. 2. $\Delta\chi^2$ of $\mathcal{R}(D)$, $\mathcal{R}(D^*)$, $P_\tau(D^*)$ and $F_L(D^*)$ for the four one-dimensional (1D) scenarios where $\mu = 1$ TeV. The dashed lines do not include the latest Belle results [2], while the solid lines include all data. The dotted vertical lines correspond to the limit on $C_S^{L,R}$ from $\text{BR}(B_c \rightarrow \tau\nu)$ assuming a maximal value of 10%, 30% and 60%. Best fit points are not constrained from the 10% limit.

19K14706. We would like to thank Andrew Akeroyd, Deb-

joyti Bardhan, Giacomo Caria, Shigeki Hirose, Zoltan Ligeti, Thomas Mannel, and Jure Zupan for valuable discussions.

-
- [1] M. Blanke, A. Crivellin, S. de Boer, M. Moscati, U. Nierste, I. Nišandžić, and T. Kitahara, *Phys. Rev.* **D99**, 075006 (2019), arXiv:1811.09603 [hep-ph].
- [2] A. Abdesselam *et al.* (Belle), (2019), arXiv:1904.08794 [hep-ex].
- [3] Y. Amhis *et al.* (HFLAV), *Eur. Phys. J.* **C77**, 895 (2017), Updated average of $R(D)$ and $R(D^*)$ for Spring 2019 at <https://hflav-eos.web.cern.ch/hflav-eos/semi/spring19/html/RDsDsstar/RDRDs.html>, arXiv:1612.07233 [hep-ex].
- [4] J. P. Lees *et al.* (BaBar), *Phys. Rev. Lett.* **109**, 101802 (2012), arXiv:1205.5442 [hep-ex].
- [5] J. P. Lees *et al.* (BaBar), *Phys. Rev.* **D88**, 072012 (2013), arXiv:1303.0571 [hep-ex].
- [6] M. Huschle *et al.* (Belle), *Phys. Rev.* **D92**, 072014 (2015), arXiv:1507.03233 [hep-ex].
- [7] Y. Sato *et al.* (Belle), *Phys. Rev.* **D94**, 072007 (2016), arXiv:1607.07923 [hep-ex].
- [8] S. Hirose *et al.* (Belle), *Phys. Rev. Lett.* **118**, 211801 (2017), arXiv:1612.00529 [hep-ex].
- [9] S. Hirose *et al.* (Belle), *Phys. Rev.* **D97**, 012004 (2018), arXiv:1709.00129 [hep-ex].
- [10] R. Aaij *et al.* (LHCb), *Phys. Rev. Lett.* **115**, 111803 (2015), [Erratum: *Phys. Rev. Lett.* 115, no.15, 159901 (2015)], arXiv:1506.08614 [hep-ex].
- [11] R. Aaij *et al.* (LHCb), *Phys. Rev. Lett.* **120**, 171802 (2018), arXiv:1708.08856 [hep-ex].
- [12] R. Aaij *et al.* (LHCb), *Phys. Rev.* **D97**, 072013 (2018), arXiv:1711.02505 [hep-ex].
- [13] A. G. Akeroyd and C.-H. Chen, *Phys. Rev.* **D96**, 075011 (2017), arXiv:1708.04072 [hep-ph].
- [14] D. Bardhan and D. Ghosh, (2019), arXiv:1904.10432 [hep-ph].
- [15] M. Tanabashi *et al.* (Particle Data Group), *Phys. Rev.* **D98**, 030001 (2018).
- [16] X.-C. Zheng, C.-H. Chang, T.-F. Feng, and Z. Pan, *Sci. China Phys. Mech. Astron.* **61**, 031012 (2018), arXiv:1701.04561 [hep-ph].
- [17] X.-C. Zheng, C.-H. Chang, T.-F. Feng, and X.-G. Wu, (2019), arXiv:1901.03477 [hep-ph].
- [18] V. V. Kiselev, A. K. Likhoded, and M. V. Shevlyagin, *Z. Phys.* **C63**, 77 (1994).
- [19] G. Aad *et al.* (ATLAS), *Phys. Rev. Lett.* **113**, 212004 (2014), arXiv:1407.1032 [hep-ex].
- [20] A. M. Sirunyan *et al.* (CMS), (2019), arXiv:1902.00571 [hep-ex].
- [21] R. Aaij *et al.* (LHCb), (2019), arXiv:1904.00081 [hep-ex].
- [22] A. Greljo, J. Martin Camalich, and J. D. Ruiz-Álvarez, *Phys. Rev. Lett.* **122**, 131803 (2019), arXiv:1811.07920 [hep-ph].
- [23] A. Angelescu, D. Bečirević, D. A. Faroughy, and O. Sumensari, *JHEP* **10**, 183 (2018), arXiv:1808.08179 [hep-ph].
- [24] A. M. Sirunyan *et al.* (CMS), *Phys. Rev. Lett.* **121**, 241802 (2018), arXiv:1809.05558 [hep-ex].
- [25] D. A. Faroughy, A. Greljo, and J. F. Kamenik, *Phys. Lett.* **B764**, 126 (2017), arXiv:1609.07138 [hep-ph].
- [26] S. Iguro, Y. Omura, and M. Takeuchi, (2018), arXiv:1810.05843 [hep-ph].
- [27] T. Mannel, private communication.
- [28] W. Altmannshofer *et al.* (Belle-II), (2018), arXiv:1808.10567 [hep-ex].

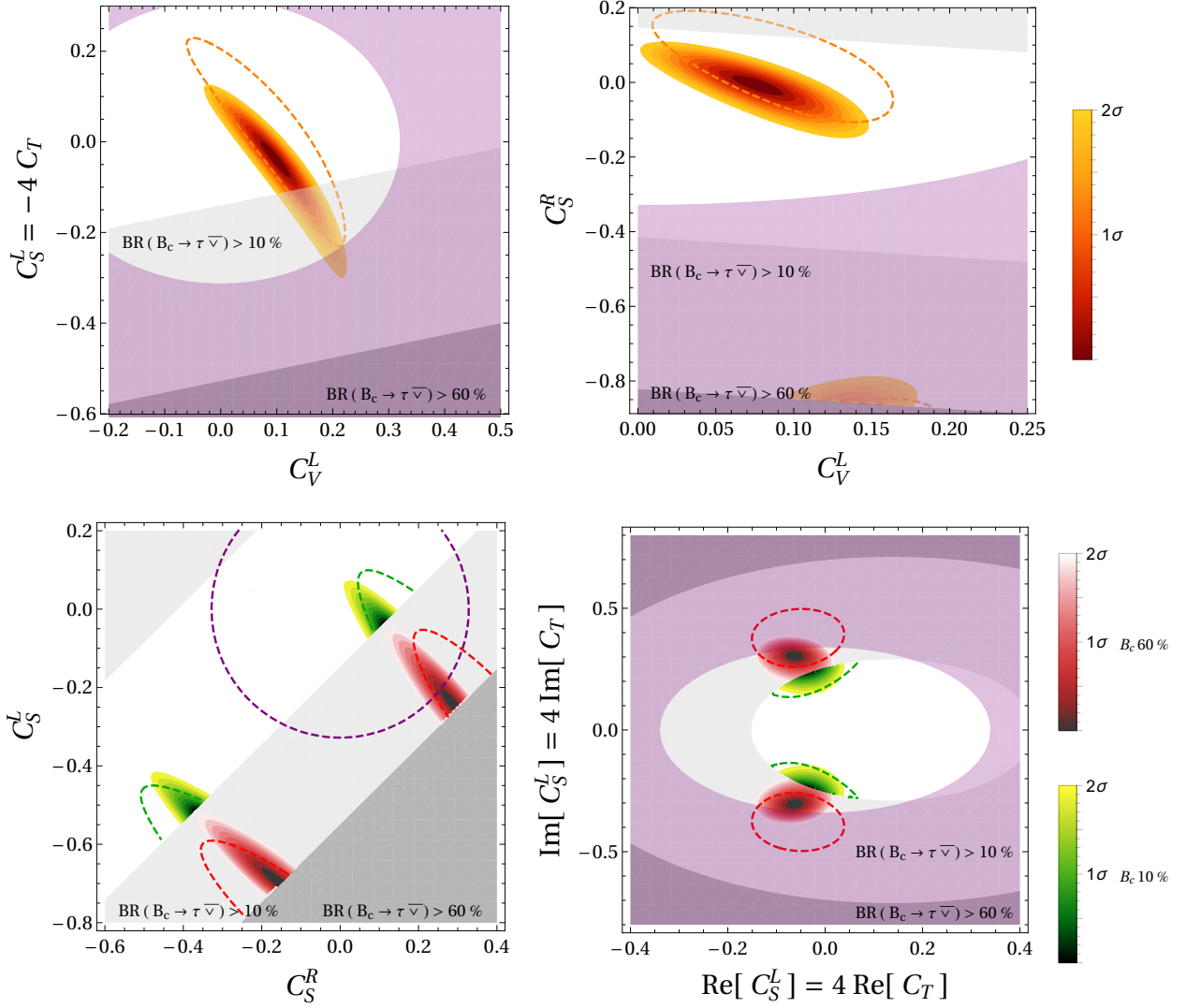


FIG. 3. Updated results of the fits for the 2σ regions in the four 2D scenarios of Ref. [1], with Wilson coefficients given at the matching scale of 1 TeV. The dashed contours do not include the latest Belle results [2], while the shaded ellipses include all data. The current collider bounds in Eq. (9) exclude the purple shaded regions at 2σ level. The dashed purple circle in the lower left plot indicates the collider constraint on the charged Higgs scenario (see text).

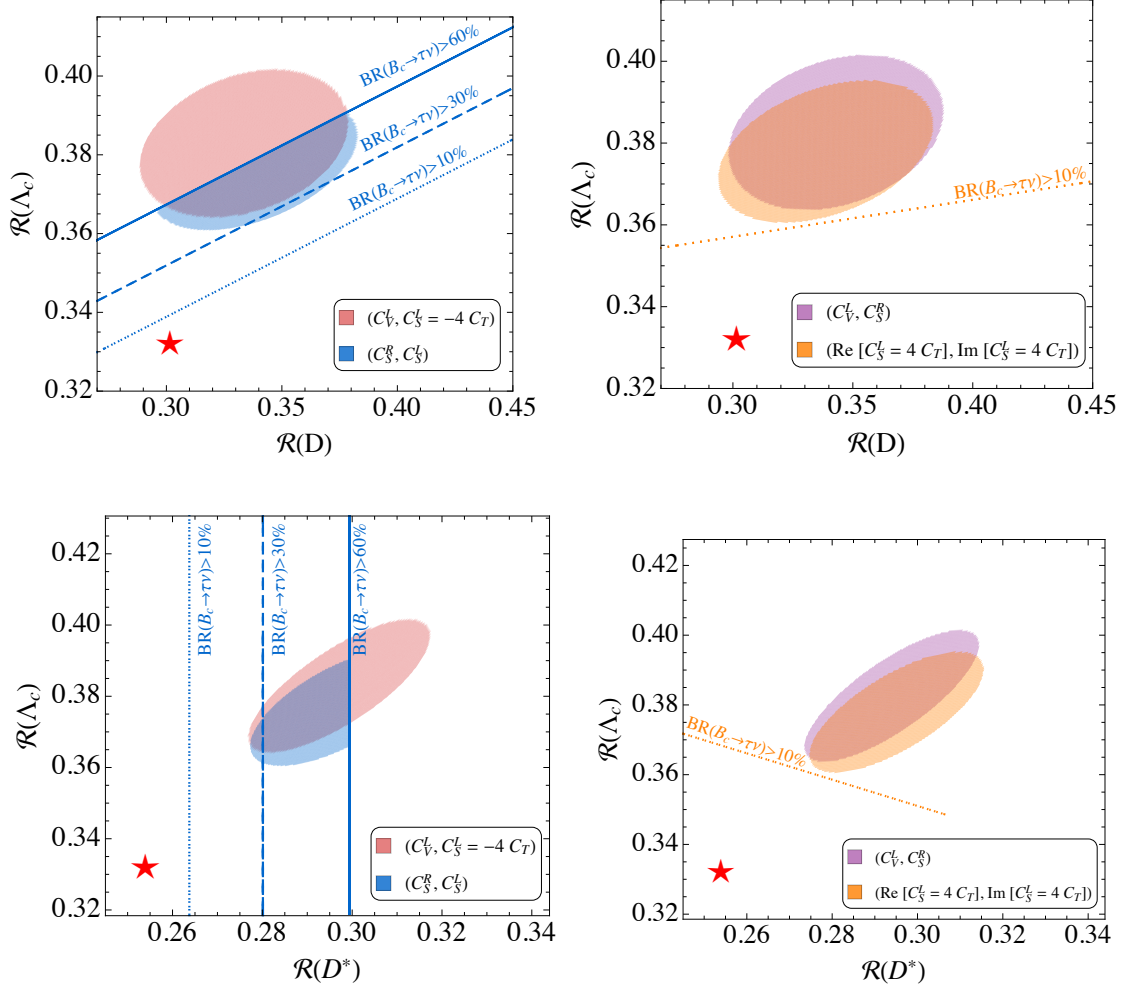


FIG. 4. Preferred 1σ regions in the four two-dimensional scenarios in the $\mathcal{R}(D^{(*)})$ - $\mathcal{R}(\Lambda_c)$ plane for $\text{BR}(B_c \rightarrow \tau \nu) < 60\%$, updating Fig. 3 of Ref. [1].

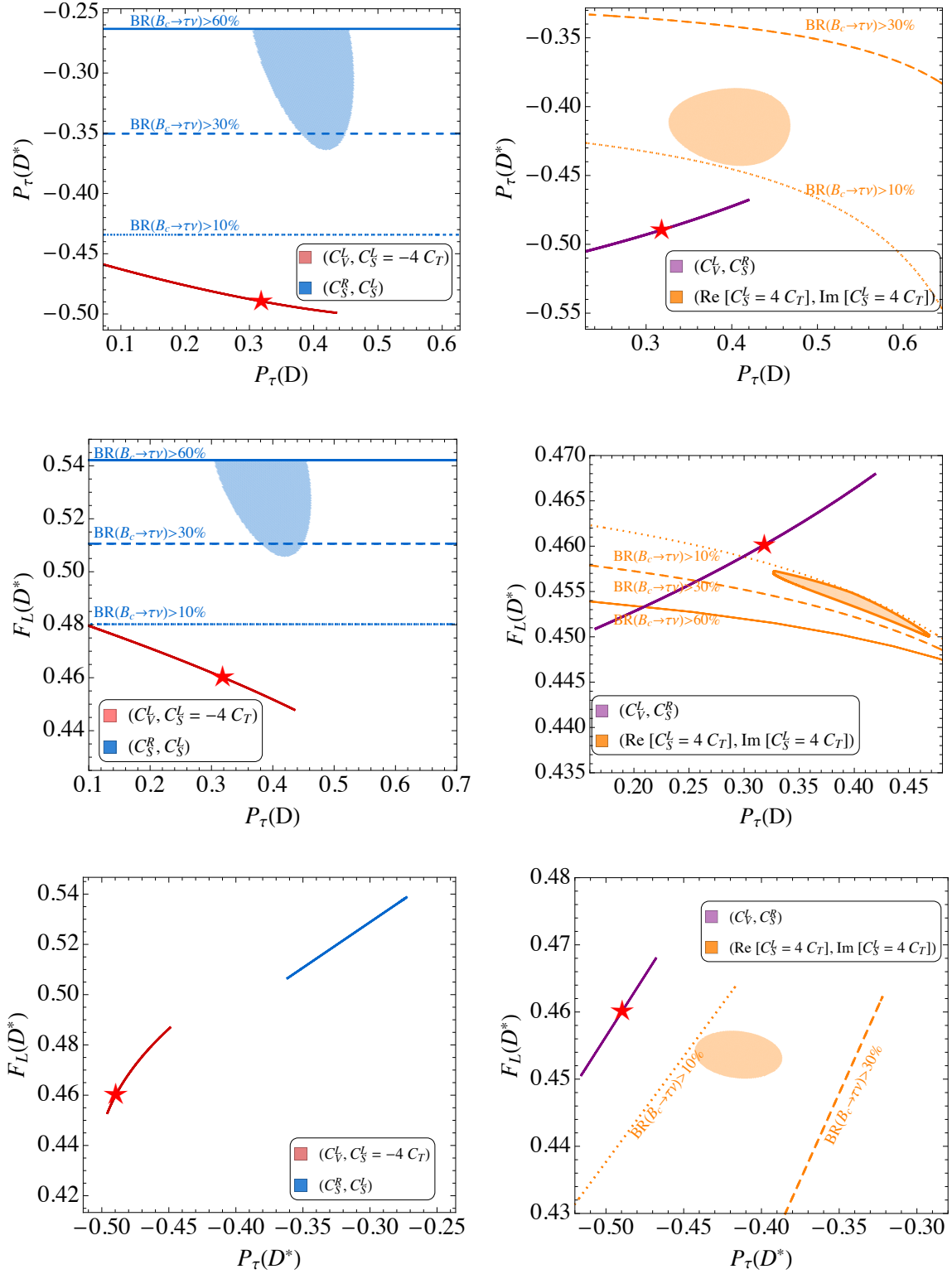


FIG. 5. Pairwise correlations between the observables $P_\tau(D)$, $P_\tau(D^*)$ and $F_L(D^*)$, updating Fig. 4 of Ref. [1].

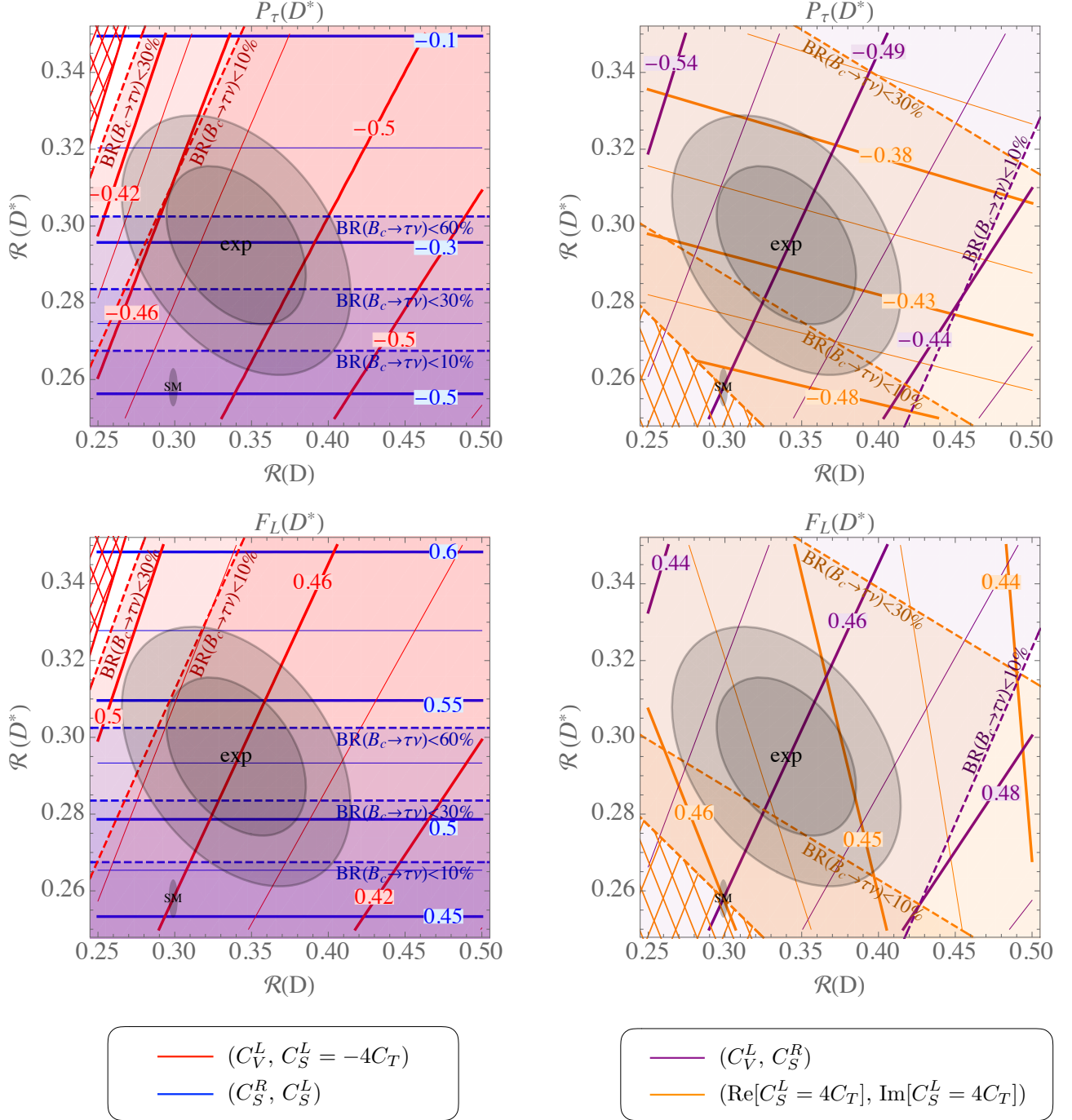


FIG. 6. Contour lines of the τ polarization and the longitudinal D^* polarization for the two-dimensional scenarios in the $\mathcal{R}(D)$ - $\mathcal{R}(D^*)$ plane, updating Fig. 5 of Ref. [1].

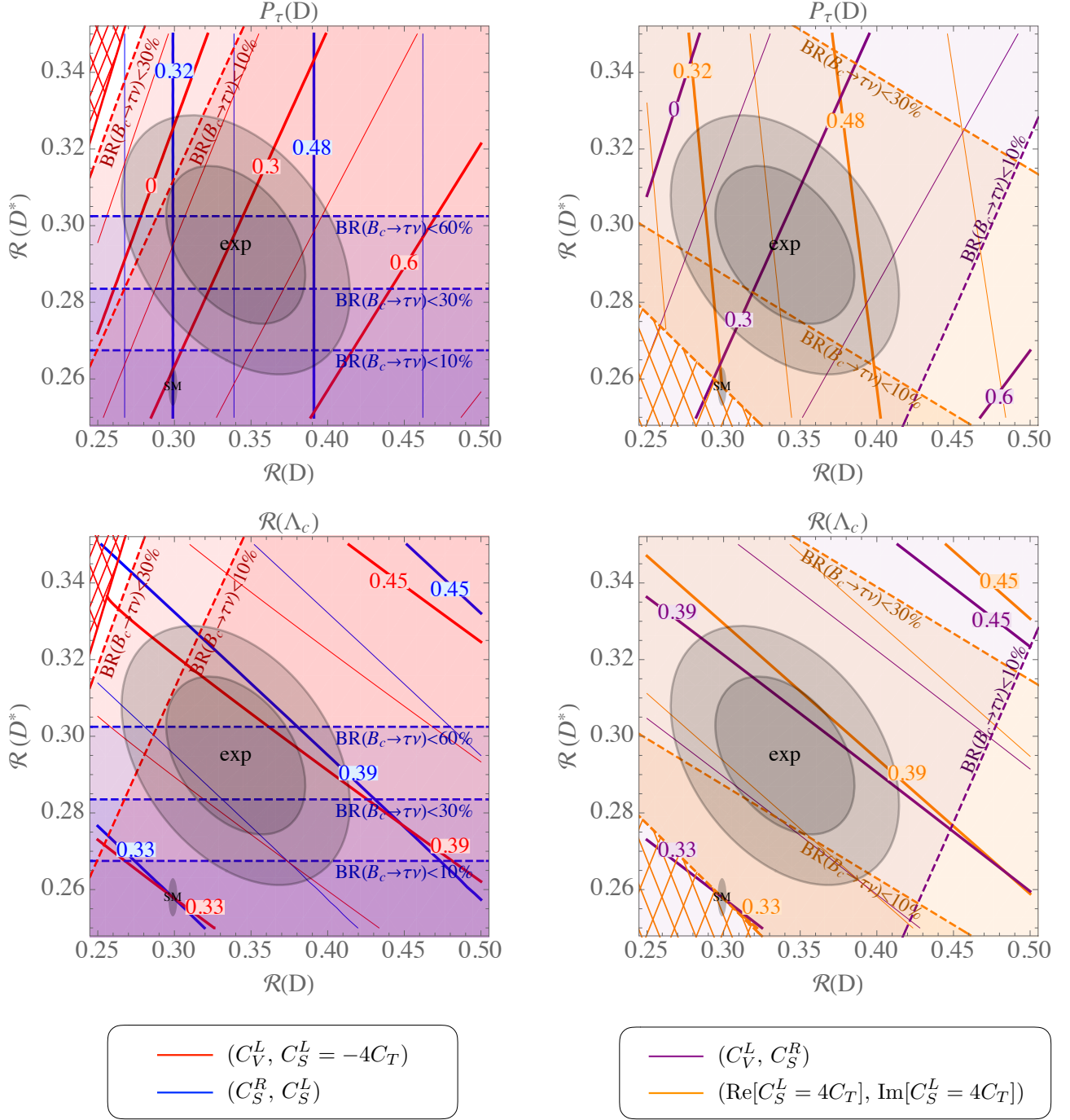


FIG. 7. Contour lines of $P_\tau(D)$ and $\mathcal{R}(\Lambda_c)$ for the two-dimensional scenarios in the $\mathcal{R}(D)$ - $\mathcal{R}(D^*)$ plane, updating Fig. 6 of Ref. [1].